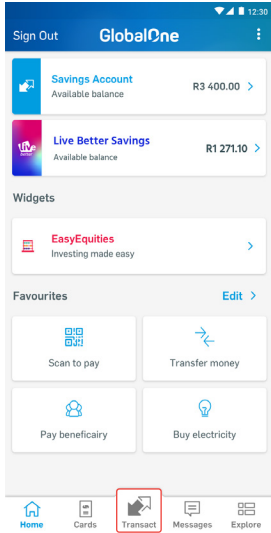
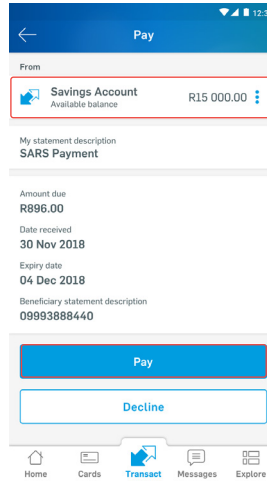


# how do I authorise a SARS eFiling payment request?

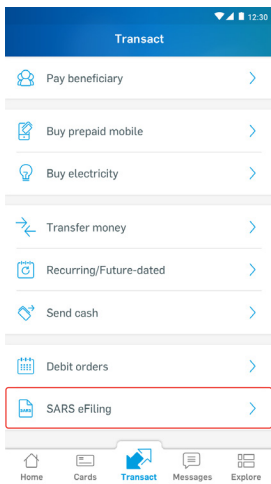
## Banking app



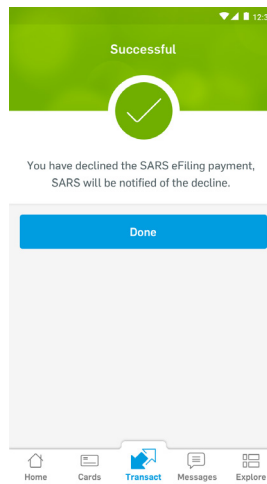
1. Sign in on the banking app and tap **Transact**



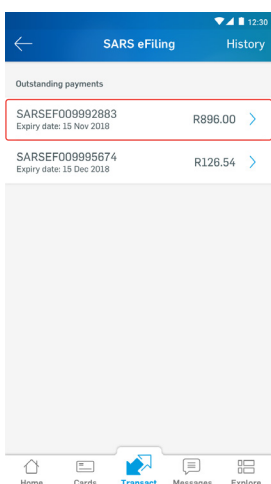
4. Choose which account to make the payment from
5. Tap **Pay**



2. Choose **SARS eFiling** from the menu



6. Once the payment is successful, SARS is automatically notified



3. Choose the payment request/outstanding payment you want to approve